

Fourth Quarter ended October 31, 2011

CORPORATE PROFILE

Canadian Western Bank (TSX: CWB) is the largest publicly traded Canadian bank headquartered in Western Canada. CWB and its subsidiaries, which are together known as Canadian Western Bank Group (CWB Group), offer a diversified range of financial services through 40 banking branches, eight trust locations, two centralized insurance offices, a focused commercial equipment leasing centre and one wealth management location. We have combined balance sheet assets approaching \$15 billion, assets under administration approaching \$10 billion and assets under management near \$1 billion. We employ more than 1,900 people working in over 50 different communities across Canada. CWB Group's collective offering of banking, trust, insurance and wealth management provides our customers with a full complement of financial services, all with one common thread – great personal service.

www.cwbankgroup.com

BUSINESS SEGMENTS

Canadian Western Bank operates in two major business segments: Banking and Trust, and Insurance.

Banking and Trust

Customers are offered highly personalized, full service business and retail banking through branch locations across Western Canada. CWB's primary focus is on mid-market commercial banking, specializing in commercial term lending, real estate construction lending, equipment financing, and oil and gas lending. National Leasing Group Inc. specializes in commercial equipment leasing for small and mid-size transactions. Trust services are offered to corporations, financial advisors and individuals through Canadian Western Trust Company and Valiant Trust Company. Adroit Investment Management Ltd. and Canadian Western Financial Ltd. specialize in wealth and portfolio management for a wide range of different client types.

	Q4 10	Q4 11
Net income	\$37,018	\$42,330
Total revenue (teb*)	\$105,311	\$117,477
Efficiency ratio (teb*)	46.2%	45.2%

*taxable equivalent basis

Insurance

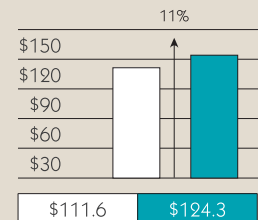
Canadian Direct Insurance Incorporated (Canadian Direct) offers auto and home insurance to customers in British Columbia and Alberta. Canadian Direct's mission is to provide "Better Insurance for Less Money" in a friendly and informed manner through its call centres or over the Internet. Canadian Direct also underwrites an optional auto insurance product for broker distribution in British Columbia.

	Q4 10	Q4 11
Net income	\$2,089	\$2,716
Policies outstanding	185,167	190,994
Gross written premiums	\$33,887	\$35,382
Net earned premiums	\$28,552	\$30,252
Combined ratio	96%	94%

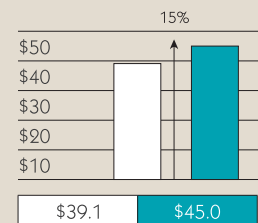
FINANCIAL PERFORMANCE

□ Q4-10 ■ Q4-11

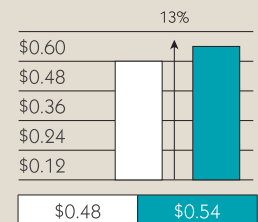
Total Revenues (teb/millions)



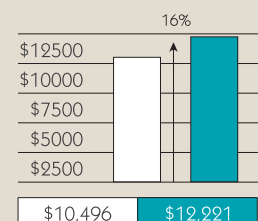
Net Income (millions)



Diluted Earnings per Share



Total Loans (millions)



CANADIAN WESTERN BANK IN FIGURES

Branch voice mail	0
Number of bank branches	40
Number of employees (including National Leasing)	1,900+
Total assets	\$14.8 billion
Total loans	\$12.2 billion
Total deposits	\$12.5 billion
Assets under administration	\$9.4 billion
Investment assets under management	\$0.8 billion

Branch voice mail	0
Number of bank branches	40
Number of employees (including National Leasing)	1,900+
Total assets	\$14.8 billion
Total loans	\$12.2 billion
Total deposits	\$12.5 billion
Assets under administration	\$9.4 billion
Investment assets under management	\$0.8 billion

FISCAL 2011 MINIMUM TARGETS AND FINANCIAL PERFORMANCE

	2011 Minimum Targets	2011 Performance
Net income growth ⁽¹⁾	6%	9%
Net income growth, before taxes (teb) ⁽²⁾	10%	11%
Total revenue (teb) growth	12%	13%
Loan growth	10%	16%
Provision for credit losses as a percentage of average loans	0.20-0.25%	0.20%
Efficiency ratio (teb)	46%	45.3%
Return on common equity ⁽³⁾	15%	15.6%
Return on assets ⁽⁴⁾	1.20%	1.20%

(1) Net Income before preferred share dividends. (2) Net income before income taxes (teb), non-controlling interest in subsidiary and preferred share dividends. (3) Return on common equity calculated as net income after preferred share dividends divided by average common shareholders' equity. (4) Return on assets calculated as net income after preferred share dividends divided by average total assets.

SHAREHOLDER INFORMATION

Listing	TSX
Trading symbol: common shares	CWB
Trading symbol: preferred shares	CWB.PR.A
Target dividend payout ratio	25 - 30%
Consecutive profitable quarters	94 (23+ yrs)
Shares issued and outstanding	75 million
Stock market capitalization	\$2.2 billion
Book value per share	\$14.36

CONTACT INFORMATION

Head Office

Canadian Western Bank
3000, 10303 Jasper Ave.
Edmonton, AB T5J 3X6
Tel: 780.423.8888

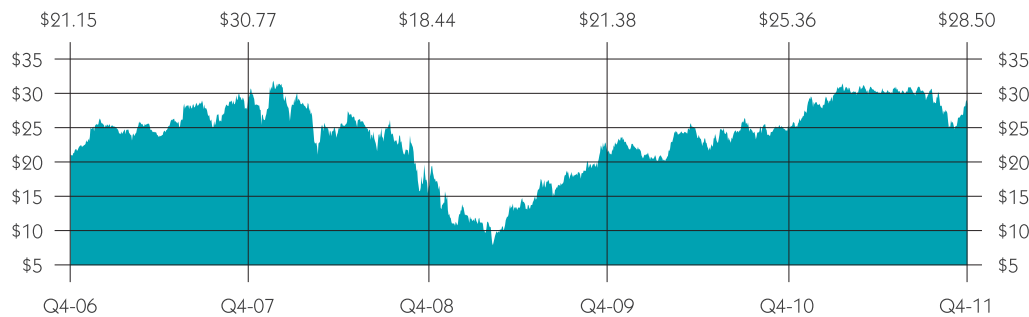
Investor Relations

Tel: 780.441.3770
Toll-free: 1.800.836.1886
InvestorRelations@cwbank.com
www.cwbankgroup.com

Transfer Agent

Valiant Trust Company
301, 606 - 4 St. S.W.
Calgary, AB T2P 1T1
Tel: 1.866.313.1872
inquiries@valianttrust.com
www.valianttrust.com

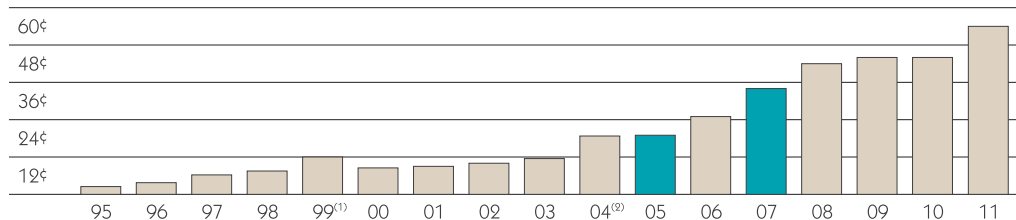
COMMON STOCK PRICE PERFORMANCE*



* Prices adjusted for 2 for 1 stock dividends paid in Jan 2007.

DIVIDEND HISTORY (C¢/SHARE)

■ 2 for 1 stock dividend paid



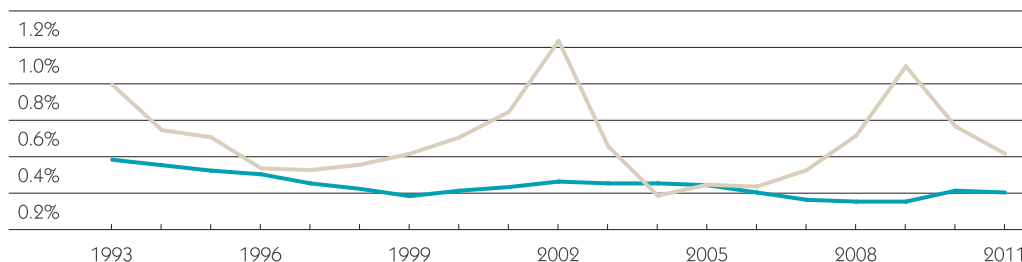
(1) Includes the last annual dividend and one semi-annual dividend.

(2) Includes the last semi-annual dividend and three quarterly dividends.

ANNUAL CREDIT PERFORMANCE (1993-2011)

Provision for credit losses as a % of loans

■ Cdn Bank Average* ■ CWB



* Cdn Bank Average is the year-to-date provision for credit losses of Canada's six largest banks as at Q3-10.

EXECUTIVE MANAGEMENT

Larry Pollock
President and
Chief Executive Officer

Bill Addington
Executive Vice President

Tracey Ball
Executive Vice President and
Chief Financial Officer

Chris Fowler
Executive Vice President

Randy Garvey
Executive Vice President

Brian Young
Executive Vice President,
President and
Chief Executive Officer,
Canadian Direct Insurance

FISCAL 2012 QUARTERLY EARNINGS RELEASE CALENDAR*

Q1 - March 8

Q2 - June 7

Q3 - August 30

Q4 - December 4

*Dates subject to change.

